








Short Instruction Concentrated Cleaning scil Vet abc Plus⁺



To assure an optimal function of the scil Vet abc Plus⁺ we recommend to perform a concentrated cleaning every 2 weeks.
As detergent **MINOCLAIR** (sodium-hypochlorit-solution) is essential.

1. Press PIC to access the menu «Maintenance» 
2. Press the tab «service»
3. Press PIC to get the menu «Maintenance Functions» 
4. Activate the radio button «Concentrated Cleaning» and press PIC to start the cycle 
5. Open the front door with the key
6. Confirm PIC 
7. Pour 3 ml of Minoclair into the left chamber
8. Confirm PIC 
9. Pour 3 ml of Minoclair into the right chamber
10. Confirm PIC 
11. Close the front door with the key
12. Confirm PIC to start the concentrated cleaning 



measuring chamber:
right chamber = RBC - chamber
left chamber = WBC - chamber

The display shows the time of concentrated cleaning.
It takes approximately 10 minutes. After finishing the cleaning
you can start measuring immediately.



scil animal care company GmbH
Dina-Weissmann-Allee 6
68519 Viernheim

Tel. +49 (0) 6204 78 90-0
Fax +49 (0) 6204 78 90-200

info-de@scilvet.com
www.scilvet.com

